

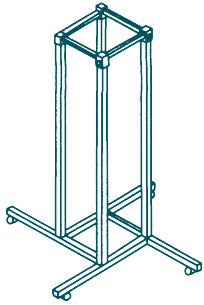


RETAIL METALWORK & SHOP FITTINGS

BESPOKE MANUFACTURE TO YOUR REQUIREMENTS

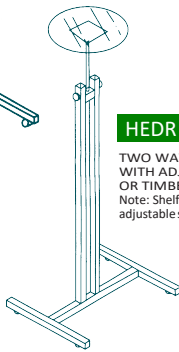
DISPLAY RAILS

A RANGE OF FREE STANDING DISPLAY UNITS AND ACCESSORIES WHICH CAN BE DEVELOPED AND ADAPTED TO SUIT INDIVIDUAL REQUIREMENTS



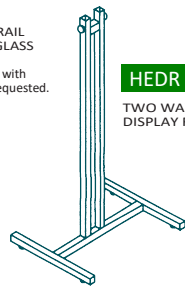
HEDR 1

FOUR WAY DISPLAY



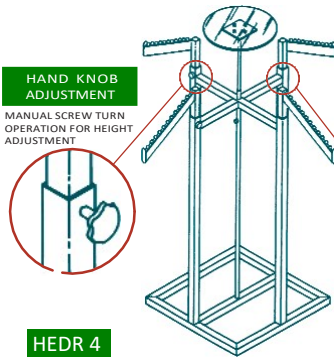
HEDR 3

TWO WAY DISPLAY RAIL WITH ADJUSTABLE GLASS OR TIMBER SHELF
Note: Shelf not supplied with adjustable stem unless requested.



HEDR 2

TWO WAY DISPLAY RAIL



HAND KNOB ADJUSTMENT

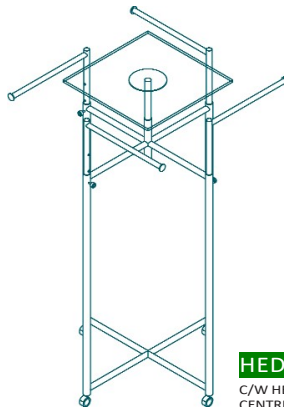
MANUAL SCREW TURN OPERATION FOR HEIGHT ADJUSTMENT

PUSH BUTTON ADJUSTMENT

PUSH DOWN MECHANISM FOR HEIGHT ADJUSTMENT

HEDR 4

FOUR WAY DISPLAY RAIL WITH ADJUSTABLE GLASS OR TIMBER SHELF - ILLUSTRATING ADJUSTMENT OPTIONS
Note: Shelf not supplied with adjustable stem unless requested.



HEDR 1A CUBE RAIL

C/W HEIGHT ADJUSTABLE CENTRE GLASS SHELF & HEDR B/HK STRAIGHT ARMS



DISPLAY ARMS

FOR USE WITH HEDR 1, 2, 3 OR 4 IN CONFIGURATION AS REQUIRED

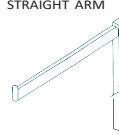
HEDR A

SLOPING ARM



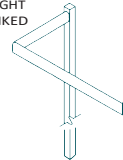
HEDR B

STRAIGHT ARM



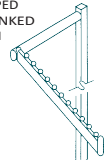
HEDR E

STRAIGHT CRANKED ARM



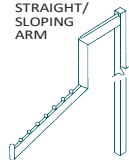
HEDR F

SLOPED CRANKED ARM



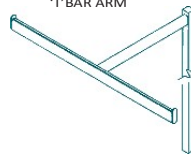
HEDR C

STRAIGHT/SLOPING ARM



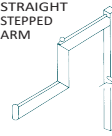
HEDR D

'T' BAR ARM



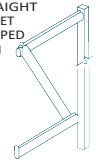
HEDR G

STRAIGHT STEPPED ARM



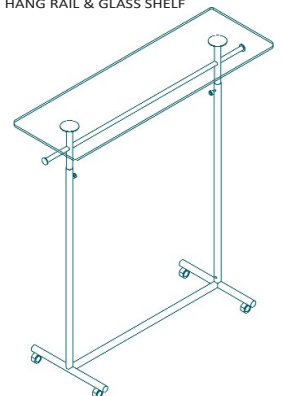
HEDR H

STRAIGHT OFFSET STEPPED ARM

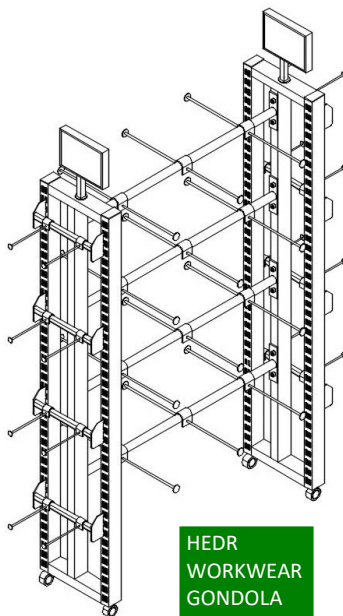
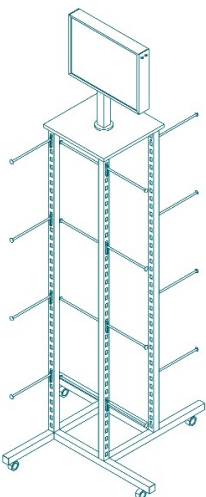


HEDR WARDROBE RAIL

HEIGHT ADJUSTABLE HANG RAIL & GLASS SHELF

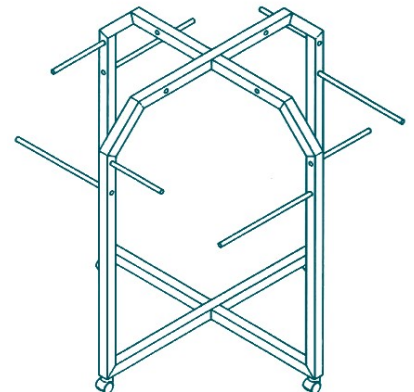
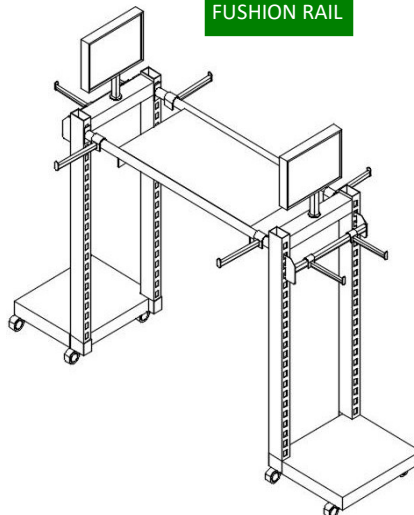


HEDR WORKWEAR TOWER



HEDR WORKWEAR GONDOLA

HEDR FUSION RAIL



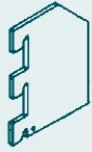
HEDR 7
HIGH DENSITY FLOOR RAIL - LARGE

STANDARD ITEMS MANUFACTURED FROM FLAT SIDED OVAL, SQUARE, ROUND AND RECTANGULAR TUBE SECTION IN A NUMBER OF SIZES:

- A - 25 x 12mm B - 30 x 15mm
- C - 32 x 16mm D - 30 x 10mm
- E - 40 x 10mm F - 40 x 20mm

DISPLAY ACCESSORIES

FIXING VARIATIONS



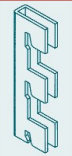
SLOT BRACKET
Various designs & pitches to suit slotted tube types



SADDLE BRACKET
To suit specified tube



SLATWALL BRACKET
Designs to suit various slatted parcel systems



TWIN SLOT BRACKET
Slot 35/32 or similar column fix bracket

END OPTIONS

BALL & FLUSH COVER



RAISED COVER PLATE

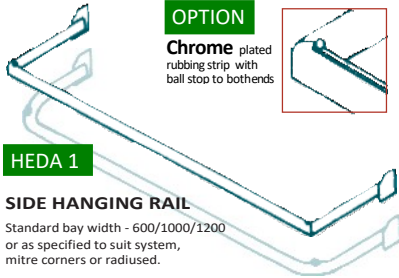
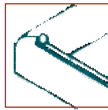


PLASTIC TUBE INSERT



OPTION

Chrome plated rubbing strip with ball stop to both ends



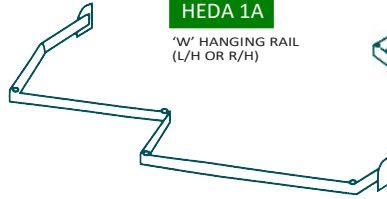
HEDA 1

SIDE HANGING RAIL

Standard bay width - 600/1000/1200 or as specified to suit system, mitre corners or radiused.

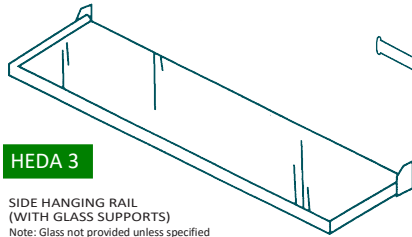
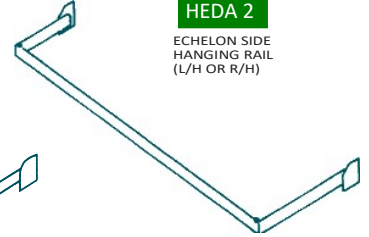
HEDA 1A

"W" HANGING RAIL (L/H OR R/H)



HEDA 2

ECHELON SIDE HANGING RAIL (L/H OR R/H)



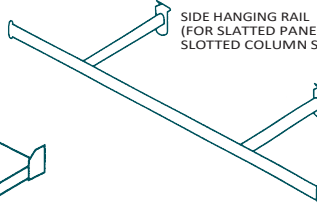
HEDA 3

SIDE HANGING RAIL (WITH GLASS SUPPORTS)

Note: Glass not provided unless specified

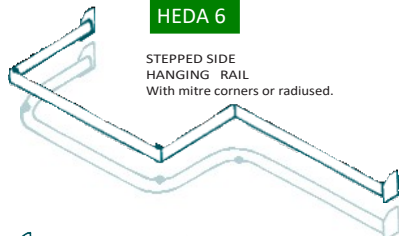
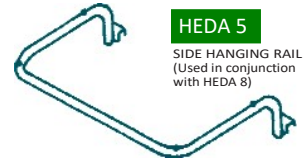
HEDA 4

SIDE HANGING RAIL (FOR SLATTED PANNELLING OR SLOTTED COLUMN SYSTEMS)



HEDA 5

SIDE HANGING RAIL (Used in conjunction with HEDA 8)

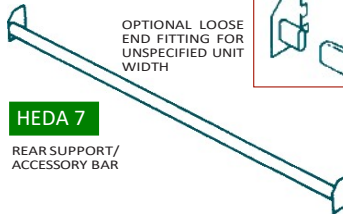


HEDA 6

STEPPED SIDE HANGING RAIL With mitre corners or radiused.

HEDA 7A

OPTIONAL LOOSE END FITTING FOR UNSPECIFIED UNIT WIDTH

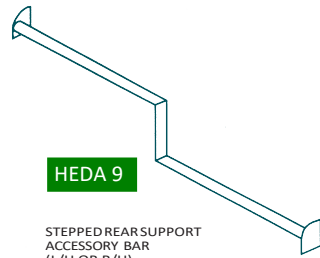
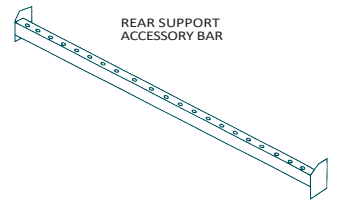


HEDA 7

REAR SUPPORT/ ACCESSORY BAR

HEDA 8

REAR SUPPORT ACCESSORY BAR



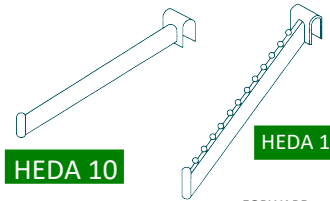
HEDA 9

STEPPED REAR SUPPORT ACCESSORY BAR (L/H OR R/H)



HEDA 10

STRAIGHT ARM

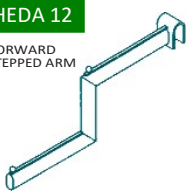


HEDA 11

FORWARD SLOPING ARM


HEDA 12

FORWARD STEPPED ARM



HEDA 13

SLOPING STEPPED ARM



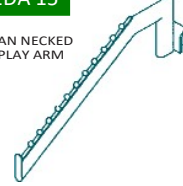
HEDA 14

LONG SLOPING STRAIGHT ARM



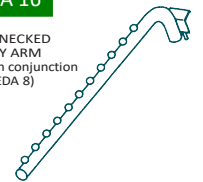
HEDA 15

SWAN NECKED DISPLAY ARM



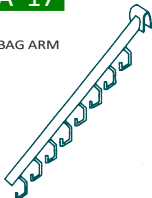
HEDA 16

SWAN NECKED DISPLAY ARM (Used in conjunction with HEDA 8)



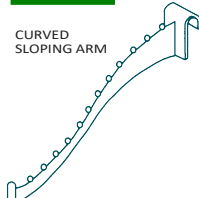
HEDA 17

HAND BAG ARM



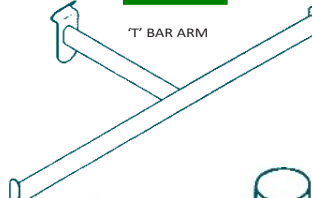
HEDA 18

CURVED SLOPING ARM



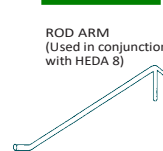
HEDA 19

"T" BAR ARM



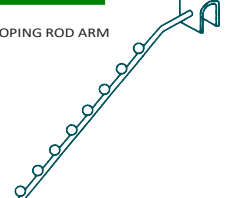
HEDA 20-8

ROD ARM (Used in conjunction with HEDA 8)



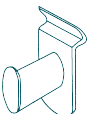
HEDA 20-11

SLOPING ROD ARM



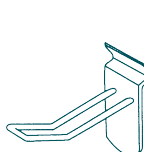
HEDA 10A

CLOTHES HOOK



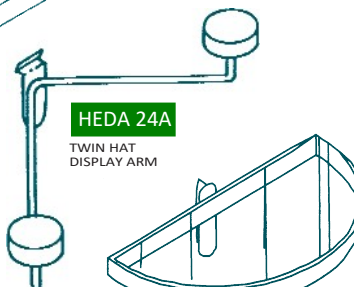
HEDA 20A

EURO HOOK



HEDA 24A

TWIN HAT DISPLAY ARM



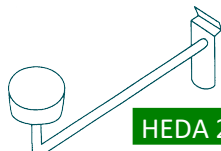
HEDA 20

PRONG ARM




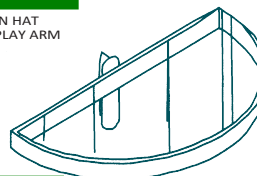
HEDA 24

HAT DISPLAY ARM



HEDA 25

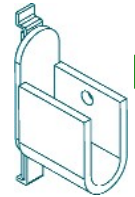
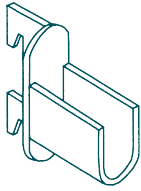
SEMI-CIRCULAR GLASS SHELF
Note: Glass not provided unless specified



DISPLAY ACCESSORIES

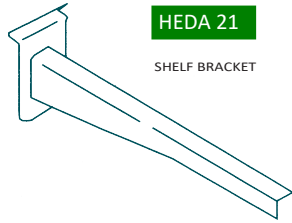
HEDA 26

SADDLE BRACKET
(TO BE USED IN CONJUNCTION WITH HEDA 7 - ADD PRE-FIX WS FOR WARDROBE SYSTEM)



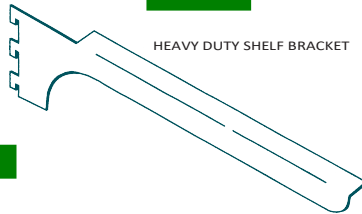
HEDA 26A

TONK STRIP
SADDLE BRACKET



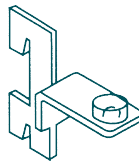
HEDA 21

SHELF BRACKET




HEDA 21B

HEAVY DUTY SHELF BRACKET



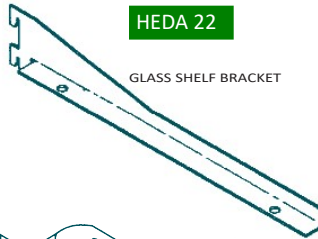
HEDA 27

SHELF SUPPORT
BRACKET



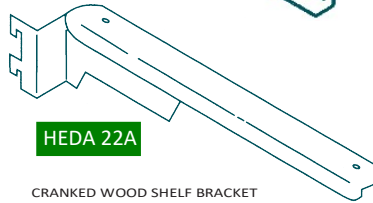
HEDA 21A

HEAVY DUTY SHELF BRACKET



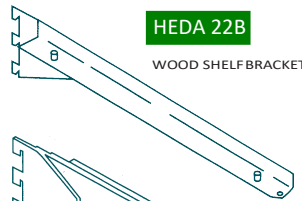
HEDA 22

GLASS SHELF BRACKET



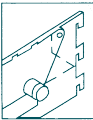
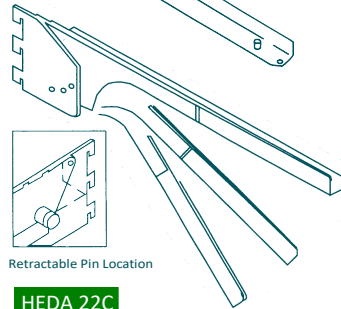
HEDA 22A

CRANKED WOOD SHELF BRACKET



HEDA 22B

WOOD SHELF BRACKET



Retractable Pin Location

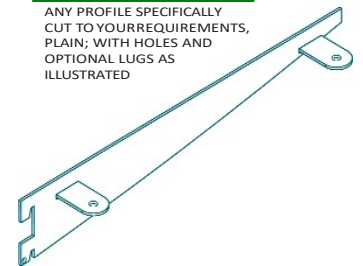
HEDA 22C

ADJUSTABLE SHELF BRACKET
(3 POSITIONS)



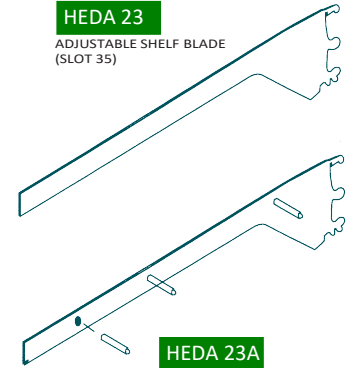
LASER CUT BRACKET

ANY PROFILE SPECIFICALLY CUT TO YOUR REQUIREMENTS, PLAIN; WITH HOLES AND OPTIONAL LUGS AS ILLUSTRATED



HEDA 23

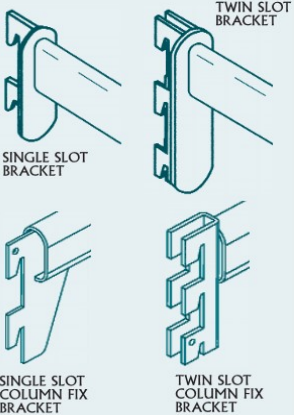
ADJUSTABLE SHELF BLADE
(SLOT 35)




HEDA 23A

ADJUSTABLE SHELF BLADE
C/W TAPPED HOLE &
DOWELL PIN (SLOT35)

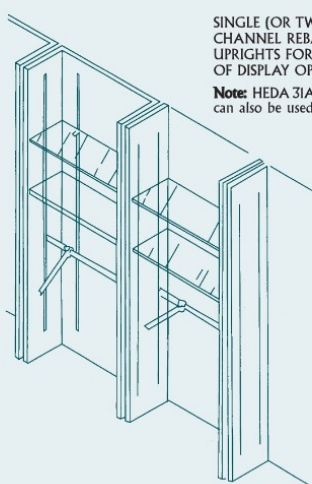
FIXING VARIATIONS



FIXING VARIATIONS ENABLE A VARIETY OF DISPLAY ARMS TO BE ACHIEVED TO SUIT ALL SLOTTED DISPLAY SYSTEMS, PLEASE ASK.



WARDROBE/PERIMETER SYSTEM



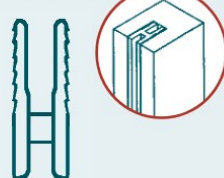
SINGLE (OR TWIN) SLOT CHANNEL REBATED TO UPRIGHTS FOR A VARIETY OF DISPLAY OPTIONS

Note: HEDA 31A & HEDA 41 can also be used

UTILISING THE EXTRUDED ALUMINIUM SLOTTED COLUMN HEDA 42 IT IS POSSIBLE TO COMPARTMENTISE A PERIMETER DISPLAY OR FORM INDIVIDUAL 'WARDROBE' DISPLAYS.

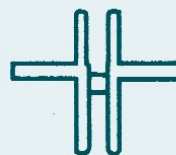
HEDA 42

KNOCK-IN-POST



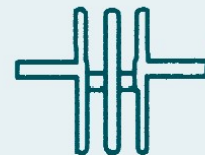
HEDA 42B

SINGLE SLOTTED POST



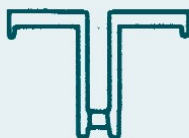
HEDA 42B-2

TWIN SLOTTED POST



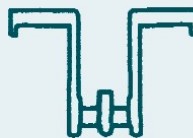
HEDA 42C

SINGLE FORWARD SLOTTED POST



HEDA 42C-2

TWIN FORWARD SLOTTED POST



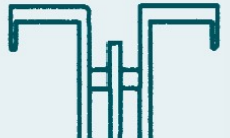
HEDA 42D

SINGLE RECESSED SLOTTED POST



HEDA 42D-2

TWIN RECESSED SLOTTED POST



PERIMETER SYSTEM

SLOTTED TUBE/CHANNEL FOR PERIMETER WALL SYSTEMS OR FABRICATED TO FORM MID FLOOR UNITS

TYPICAL ASSEMBLY

COLUMN WALL TIES

STAND OFF WALL PLATE
For use in conjunction with screw-down foot assembly

COLUMN WALL TIE
For use behind back panels
HEDA 40

ADJUSTABLE WALL TIES
Bespoke designs for any type of installation

BACK PANEL TRAYS

HEDA 38 and 38A top and bottom trays with centre support for use with back panels

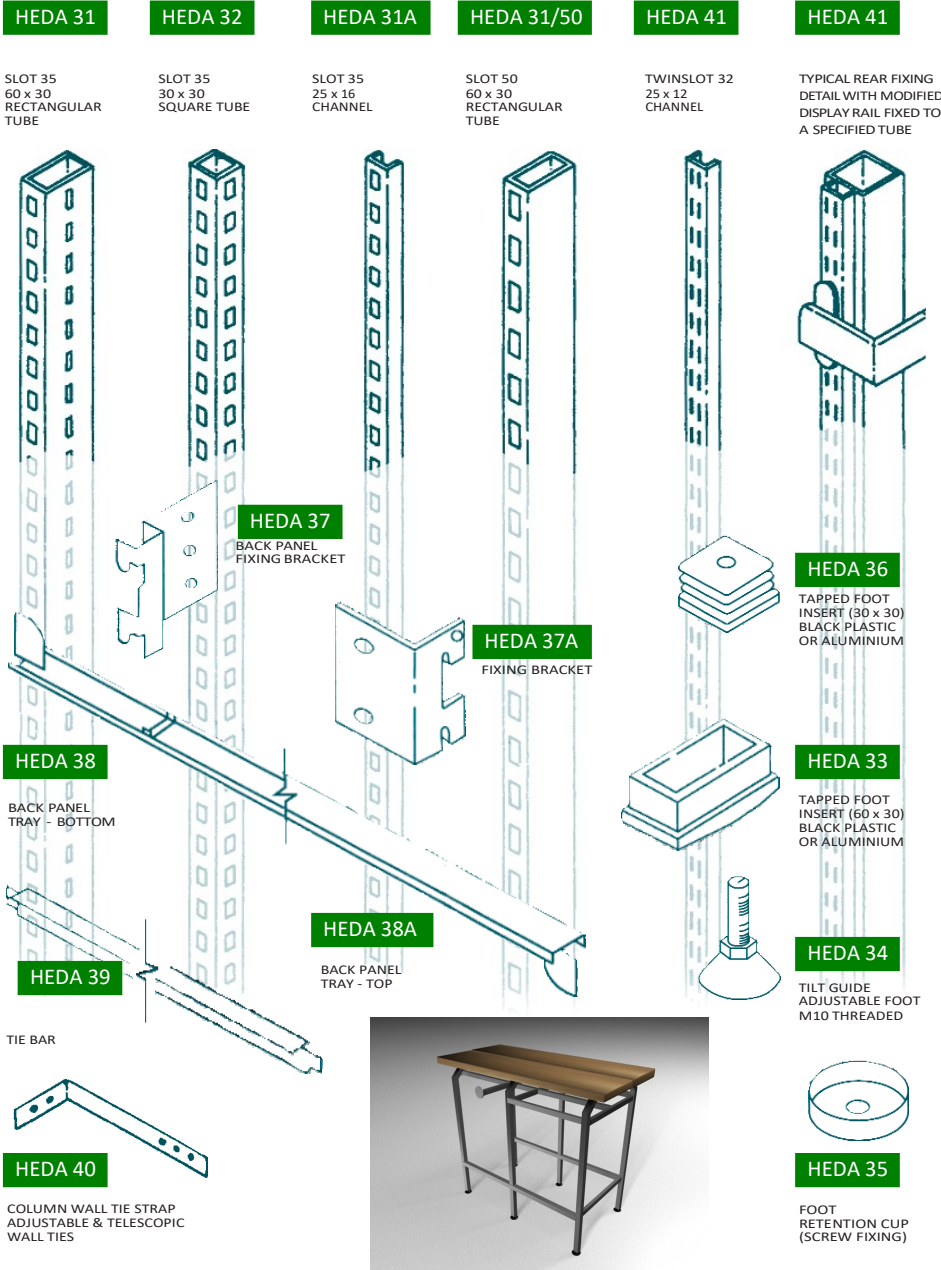
TIE BAR

Self colour assembly for use with back panels and utilised as spacing bar:
HEDA 39 or tubular tie bar and back panel "Z" clips

BASE SUPPORT

ADJUSTABLE FOOT
Tapped foot insert: HEDA 33,
Tilt Guide adjustable foot:
HEDA 34 with foot retention cup:
HEDA 35 shown assembled

SCREW DOWN FOOT
Adjustable assembly
(located to HRDA 33) for use in conjunction with Stand Off Wall Plate



adapted to be compatible with numerous slotted and slatwall perimeter and centre floor systems.

Vast knowledge of the industry and control over our own manufacturing processes by our skilled staff ensure a professional approach to our clients needs thus delivering within programme and budget. We recognize the need to constantly review production methods to take advantage of new technology and market trends and offer a wide range of finishes from sateen; nickel and chrome to numerous powder coated and self colour, colours and textures.



RETAIL METALWORK & SHOP FITTINGS

Founded in 2010 Tomorrow's Project is a company which produces a comprehensive range of high quality metal based products for the Shopfitting Industry.

Specialising in the manufacture of **bespoke retail-metalwork and shop fittings** we have the capability to interpret your designs and requirements into cost effective solutions that can be completely individual or

Tel: 0121 285 6858

E-MAIL: Sales@TomorrowsProjects.co.uk

www.TomorrowsProjects.co.uk

Find us on LinkedIn